

New England Lace Group Retreat & Workshops 2014



Our annual retreat and workshops will be held from Friday, May 16 through Sunday, May 18, 2014 at the beautiful Sacred Hearts Retreat Center in Wareham, Massachusetts. Come just to relax, or take a workshop. **Registration opens February 1 and will close on May 5.** Paid registrations received by March 15 will receive up to \$20 early bird discount on accommodation and workshop fees.

We are very excited to welcome the following teachers to this year's event. **Ulrike Voelcker** will be offering a workshop in **Colored Point Ground** using Piper's silks. **Holly Van Sciver** will be teaching **Torchon, Bedfordshire, Bucks Point, Lester, Honiton or contemporary lace**. Holly will also be our vendor.

More detailed information regarding arrival times, charges and classes is available on the following pages. There has been a very modest increase in room and board charges, but the charges for workshops will remain the same as in 2013.

Retreaters: When you aren't making lace, you might like to explore the grounds of the Retreat Center, which is located on 118 acres on Buzzards Bay. You will find a beautiful meditation garden, as well as woods, meadows, and a beach, great for walking and bird watching. There is even a beach house where you can make lace by the water – weather permitting. Evenings are a great opportunity to gather for a visit with new and old friends. The atmosphere at the retreat is relaxed, and has over the years become a high point of the weekend. Meals are served family style; the food is simple and wholesome. This is a great time to spend time with your fellow lace makers, exchanging news, learning about one another's newest lace achievements or enthusiasms, and making plans for future lace adventures.

From Boston via Rte. 128

Take Rte. 128 to 24 (South). Follow Rte. 24 to 495 (South) Cape Cod. Rte. 495 will become Rte. 25. Follow Rte. 25 to Exit 2 (Rte. 28 & 6-Wareham-Onset). Take this exit to go to the third set of traffic lights and take a right onto Depot Street. *Continue over the railroad tracks to the STOP sign. Go straight ahead (there will be a Mayflower Bank on your left). This is GREAT NECK ROAD. The retreat center is at the end of Great Neck Road, approximately 4 miles from the STOP sign.

From Cape Cod

Get to Rte. 25 (West) and take exit 2, (Rte 28 & 6-Wareham-Onset). Go through 2 sets of traffic lights onto Depot Street, follow as above from *.

From Providence, RI

Take Rte. 195 (East) all the way to Rte. 25. Follow Rte. 25, take Exit 2 (Rte. 28 & 6-Wareham-Onset) to third set of traffic lights. Take a right onto Depot Street, follow as above from *.

For additional directions and more information please visit the [Sacred Hearts Retreat Center website](http://www.sacredheartsretreatcenter.com).

If you have any questions, please contact the Chair of the Retreat Committee (Winann Steinmetz) at NELGRetreat@gmail.com or (203) 876-8314 or cell (203) 500-1100

GENERAL INFORMATION

Guests are free to arrive any time after 3 p.m. on Thursday, May 15

ROOM AND BOARD

		<u>Price thru</u> <u>March 15</u>	<u>Price after</u> <u>March 15</u>
<u>Arrive Thursday, May 15 p.m.</u>	3 nights lodging 1 meal Thursday (dinner 5 pm) 3 meals Friday 3 meals Saturday 2 meals Sunday	\$230	\$240
<u>Arrive Friday, May 16 a.m.</u>	2 nights lodging 3 meals Friday 3 meals Saturday 2 meals Sunday	\$215	\$225
<u>Arrive Friday, May 16 p.m.</u>	2 nights lodging 1 meal Friday (dinner 5 pm) 3 meals Saturday 2 meals Sunday	\$175	\$185
<u>Arrive Saturday, May 17 a.m.</u>	1 night lodging 3 meals Saturday 2 meals Sunday	\$150	\$160
<u>Day visitor</u>	Lunch is included in the fee	\$50/day	\$55/day

* * * * *

WORKSHOPS

<u>Full workshop (15 hours)</u>	6 hours Friday and Saturday (from 9 a.m. to noon; and 2 to 5 p.m.) 3 hours Sunday (9 a.m. to noon)	\$235	\$245
<u>Partial workshop (9 hours)</u>	Specific days and hours to be agreed with the teacher (<i>maximum</i> of 9 hours)	\$145	\$155

COMMEMORATIVE BOBBINS


Once again our commemorative bobbins are being supplied by Chris Parsons. This year's bobbin features a lacemaker working at her pillow. Choose from the following styles:

Midlands bone (spangled)	\$19.50	Bayeux ebony/lightwood	\$16.00
Midlands ebony (spangled)	\$15.50	Square ebony/lightwood	\$16.00
Honiton ebony	\$13.50	Binche ebony/lightwood	\$16.00



COLORED POINT GROUND

with **ULRIKE VOELCKER**



In this class you will see how to bring colour into point ground patterns. Based on your experience, you can choose from several prickings – different in size, style and difficulty. Registered students will be sent a pattern pack and detailed supply list.






This class is also suitable for point ground beginners, if you are comfortable working with diagrams. Experienced lacemakers, who have done a fair amount of point ground / Polychrome will learn new tricks.

Ulrike has been a full time professional lace teacher for 30 years and has written more than 30 books about lace.

ENGLISH LACES: BEDS, BUCKS, HONITON, and MORE!

with HOLLY VAN SCIVER

Choose from beginning, intermediate or advanced **TORCHON, BEDFORDSHIRE, BUCKS POINT, LESTER, HONITON OR CONTEMPORARY LACE**. Whether you start a new project or continue an ongoing project, this course is tailored to your lacemaking level and interests.



You can start at the beginning with the basics. Or, intermediate students interested in invisible starts and finishes can select from one of the three patterns pictured above in Bucks, Torchon or Beds. These patterns are designed to be started and completed in 12 hours and come with diagrams. Want something more advanced? Then work one of Holly's beautiful **NEW FLORALS IN BUCKS OR LESTER**. Not interested in the traditional? Then select a **CONTEMPORARY MARTINE BRUGGEMAN** pattern with a little color and texture. There is something for everyone in this course!

Holly has been a student and teacher of lacemaking for 40 years. Originally trained in England, she specializes in teaching the 19th century English laces. She has taught and lectured in the United States, Canada and Europe for the International Organization of Lace (formerly International Old Lacers), regional lace guilds, national lace conferences, museums, historical societies, universities and professional organizations. Holly is a leader in teaching the fundamentals underlying lacemaking theory and design. She is the founder of the Finger Lakes Lace Guild and owner of Van Sciver Bobbin Lace, which has served to promote lacemaking worldwide since 1981.

Please contact Holly to select an appropriate pattern that will advance your skill in one these laces. Holly can be reached at vsblace@twcny.rr.com or (607) 277-0498

